



July 16, 2015

State of Idaho  
Idaho Public Utilities Commission  
P.O. Box 83720  
Boise, Idaho 83720-0074

RE: Monthly Deferred Cost Report

Attached is the PGA monthly report of activity in the Gas Deferral Accounts for June 2015. This information is submitted in compliance with Order Number 33160 issued in the Company's most recent Purchase Gas Cost Adjustment filing (Case No. AVU-G-14-04). This report is being filed in electronic format only per approval from the filing center.

If you have any questions regarding this information please feel free to call me at (509) 495-4873.

Sincerely,

*Ryan Finesilver*

Ryan Finesilver  
Regulatory Analyst  
State and Federal Regulation

Enclosures

RECEIVED  
2015 JUL 17 AM 11:22  
IDAHO PUBLIC  
UTILITIES COMMISSION



Avista Utilities  
State of Idaho  
Gas Costs Deferred and Amortized

	Last Year		November 2014-May 2015 Account Activity		June 2015 Account Activity		Total
	Balance Ending 10/31/14 <Refund> or Surcharge	Refunded or <Surcharge> To Customers	Interest <Refund> or Surcharged to Customers	Balance Ending <Refund> or Surcharge	Refunded or <Surcharge> To Customers	Interest <Refund> or Surcharged to Customers	
Summary of Amortization (Note 1)	\$ (2,084,606.79)	\$ 2,077,829.20	\$ (6,998.55)	\$ (13,776.14)	\$ 63,086.15	\$ (555.23)	\$ 48,754.78

Balance Ending 10/31/14 <Refund> or Surcharge	<Refund> or Surcharge Deferred	Interest <Refund> or Surcharge Deferred	Balance Ending <Refund> or Surcharge	<Refund> or Surcharge Deferred	Interest <Refund> or Surcharge Deferred	Balance Ending <Refund> or Surcharge
\$0.00	\$ (2,070,310.22)	\$ (3,981.55)	\$ (2,074,291.77)	\$ (287,152.18)	\$ (1,278.17)	\$ (2,362,722.12)

Balance Ending 10/31/14 <Refund> or Surcharge	Net Refund or <Surcharge> To Customers	Interest <Refund> or Surcharge to Customers	Balance Ending <Refund> or Surcharge	Net Refund or <Surcharge> To Customers	Interest <Refund> or Surcharge to Customers	Balance Ending <Refund> or Surcharge
\$ (2,084,606.79)	\$ 7,518.98	\$ (10,980.10)	\$ (2,088,067.91)	\$ (224,066.03)	\$ (1,833.42)	\$ (2,313,967.34)

Note 1 - Amortization is recorded in Account 191000 based on Sixteenth Revision Sheet 155, effective 10/1/14. This Sheet increases the rates of firm Schedules 101 and 111 by \$3.056 cents per therm in all blocks and decreases the rates of Schedule 131 by \$0.9230 cents per therm.

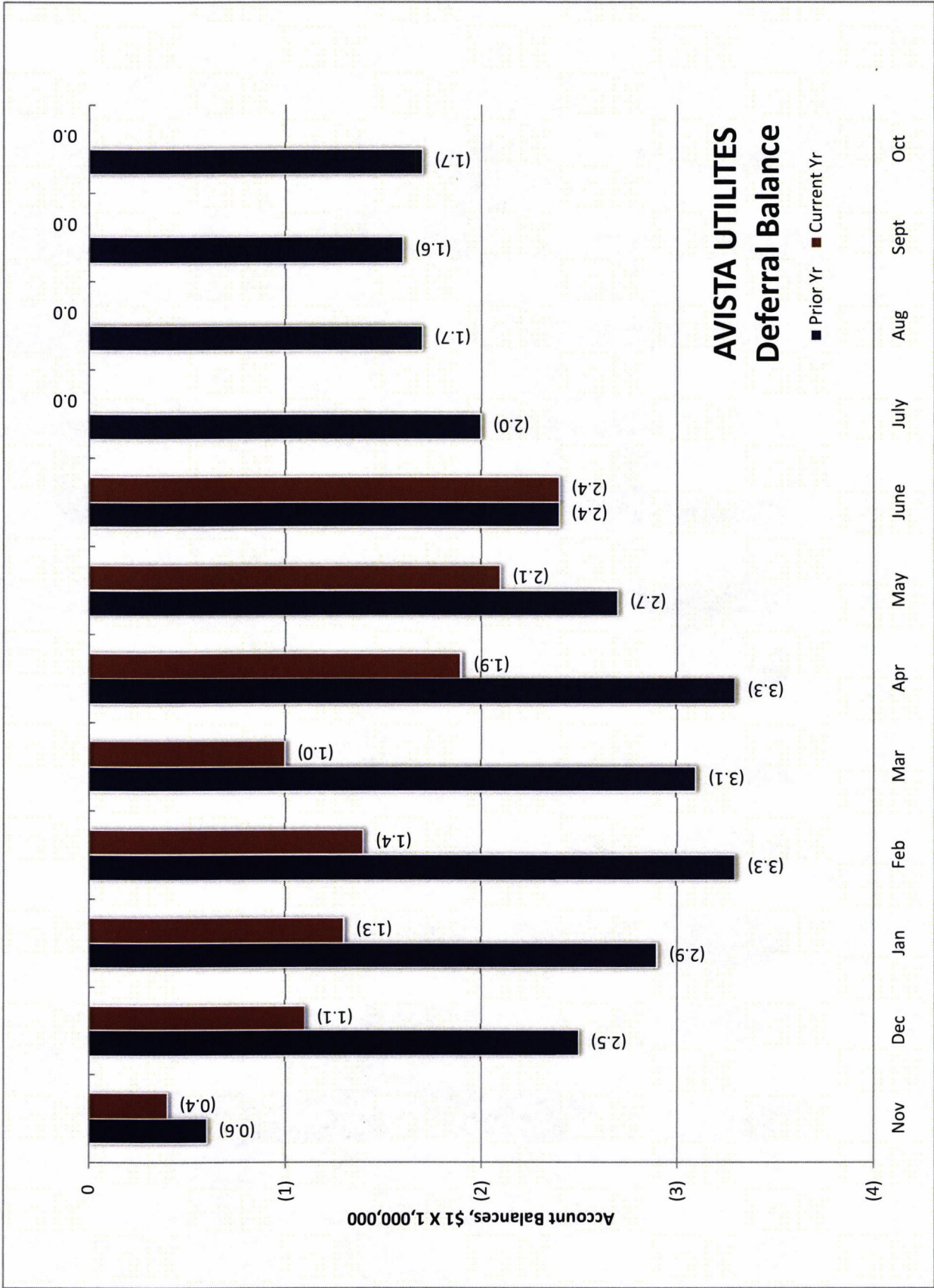
Note 2 - Nineteenth Revision Sheet 150, effective 10/1/14, governs the accounting of deferred gas cost differences. These differences are recorded monthly to Account 191010 and are based on the weighted average cost of gas, excluding gross revenue factor, per therm as follows:

	Firm Schedule 101	Firm Schedule 111	Firm Schedule 112	Interruptible Schedule 131	Interruptible Schedule 132
(before revenue conversion)	\$10,77600	\$10,77600	\$10,77600	\$38,51000	\$38,51000
Demand Cost	\$38,51000	\$38,51000	\$38,51000	\$38,51000	\$38,51000
Commodity Cost	\$49,28600	\$49,28600	\$49,28600	\$38,51000	\$38,51000
Total Gas Cost					

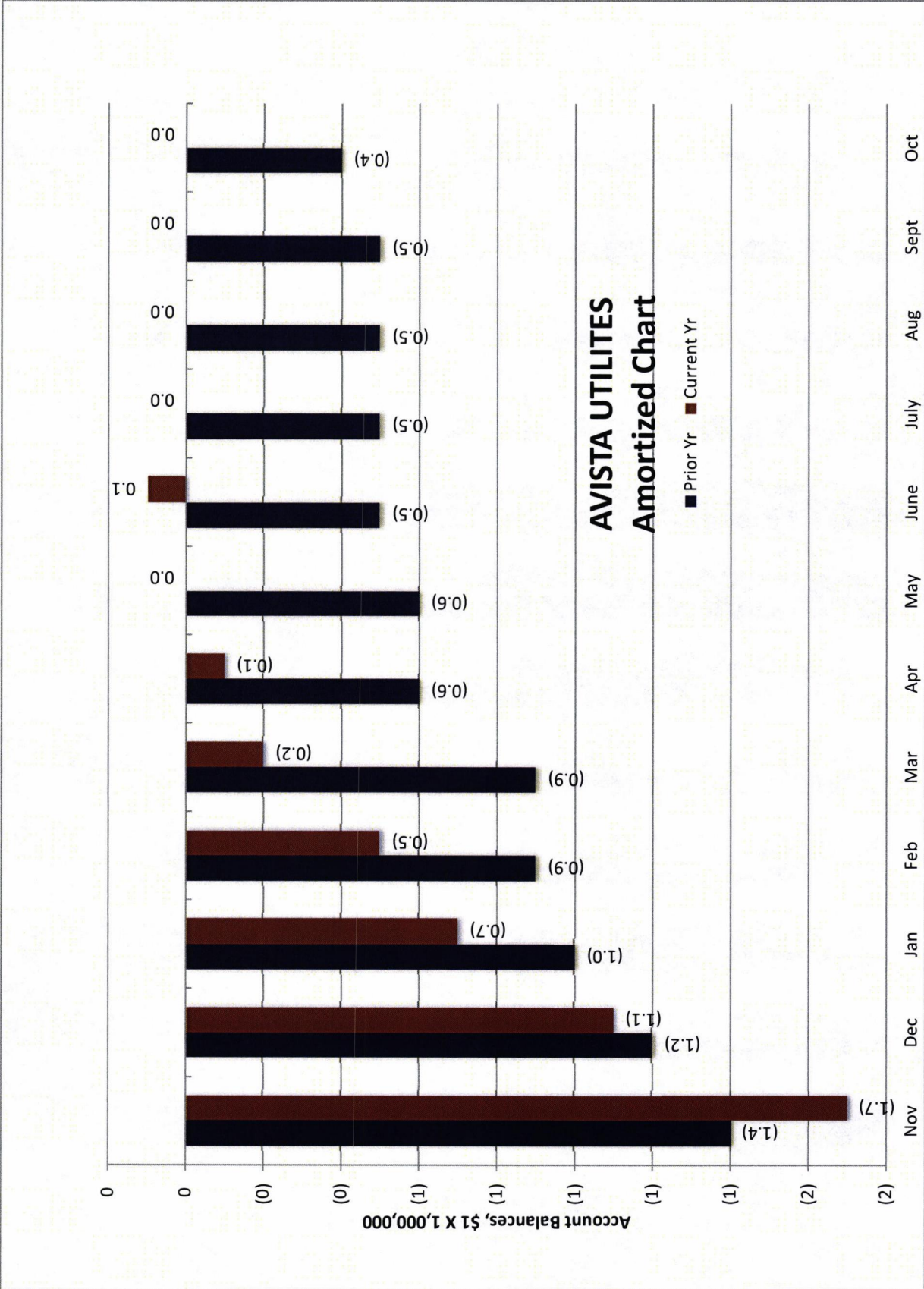
\$0.00

\$0.00

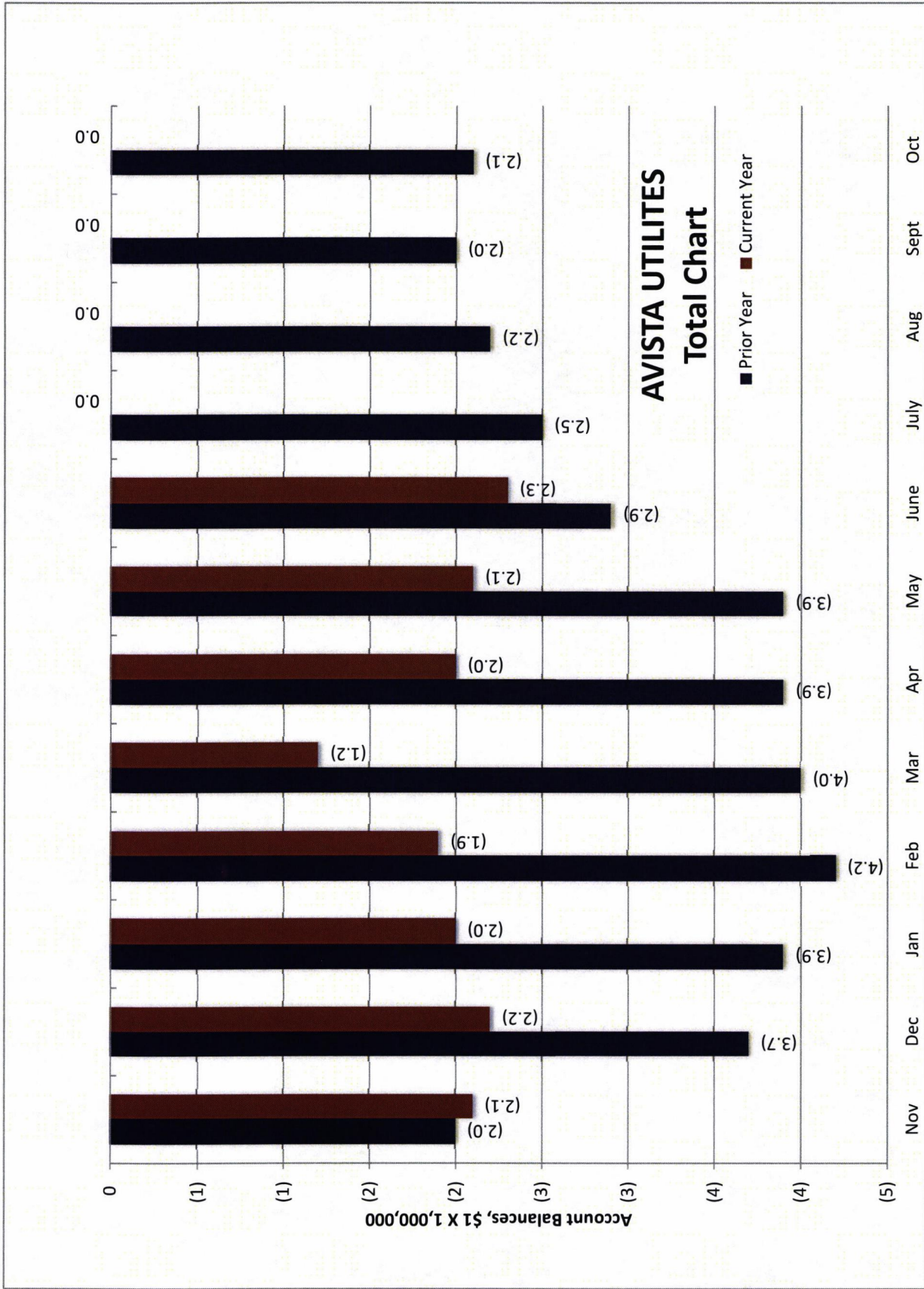














	Net Deferrals Bal			Deferral Balance (191010)			Unamortized Bal (191000)	
	2013 / 2014	2014 / 2015		2013 / 2014	2014 / 2015		2013 / 2014	2014 / 2015
Nov	(2.0)	(2.1)	Nov	(0.6)	(0.4)	Nov	(1.4)	(1.7)
Dec	(3.7)	(2.2)	Dec	(2.5)	(1.1)	Dec	(1.2)	(1.1)
Jan	(3.9)	(2.0)	Jan	(2.9)	(1.3)	Jan	(1.0)	(0.7)
Feb	(4.2)	(1.9)	Feb	(3.3)	(1.4)	Feb	(0.9)	(0.5)
Mar	(4.0)	(1.2)	Mar	(3.1)	(1.0)	Mar	(0.9)	(0.2)
Apr	(3.9)	(2.0)	Apr	(3.3)	(1.9)	Apr	(0.6)	(0.1)
May	(3.9)	(2.1)	May	(2.7)	(2.1)	May	(0.6)	0.0
June	(2.9)	(2.3)	June	(2.4)	(2.4)	June	(0.5)	0.1
July	(2.5)	0.0	July	(2.0)	0.0	July	(0.5)	0.0
Aug	(2.2)	0.0	Aug	(1.7)	0.0	Aug	(0.5)	0.0
Sept	(2.0)	0.0	Sept	(1.6)	0.0	Sept	(0.5)	0.0
Oct	(2.1)	0.0	Oct	(1.7)	0.0	Oct	(0.4)	0.0
Nov	(1,988,015)	(2,051,019)	Nov	(590,702)	(370,318)	Nov	(1,397,313)	(1,680,701)
Dec	(3,719,131)	(2,161,255)	Dec	(2,523,336)	(1,094,667)	Dec	(1,195,795)	(1,066,588)
Jan	(3,891,769)	(2,024,934)	Jan	(2,867,737)	(1,328,071)	Jan	(1,024,032)	(696,863)
Feb	(4,152,736)	(1,894,035)	Feb	(3,303,681)	(1,437,600)	Feb	(849,055)	(456,435)
Mar	(3,972,838)	(1,215,415)	Mar	(3,123,783)	(971,537)	Mar	(849,055)	(243,878)
Apr	(3,919,333)	(1,991,696)	Apr	(3,287,509)	(1,908,351)	Apr	(631,824)	(83,345)
May	(3,361,346)	(2,076,137)	May	(2,729,522)	(2,074,292)	May	(631,824)	(1,845)
June	(2,895,919)	(2,302,026)	June	(2,371,680)	(2,362,722)	June	(524,239)	60,696
July	(2,482,722)	0	July	(1,961,331)		July	(521,391)	
Aug	(2,230,479)	0	Aug	(1,739,082)		Aug	(491,397)	
Sept	(2,019,566)	0	Sept	(1,559,647)		Sept	(459,919)	
Oct	(2,084,606)	0	Oct	(1,688,916)		Oct	(395,690)	



**Balance Sheet Accounts 191000 and 191015**

	Amortization	Deferral	Total
Ending Balance October 31, 2014	\$ (1,755,891.01)	\$ -	\$ (1,755,891.01)
 Activity			
201411	\$ 253,796.94	\$ (370,729.29)	\$ (116,932.35)
201412	\$ 450,974.08	\$ (724,312.28)	\$ (273,338.20)
201501	\$ 359,140.19	\$ (232,914.65)	\$ 126,225.54
201502	\$ 241,476.50	\$ (108,887.38)	\$ 132,589.12
201503	\$ 213,416.56	\$ 467,735.49	\$ 681,152.05
201504	\$ 159,796.52	\$ (936,350.56)	\$ (776,554.04)
201505	\$ 82,105.33	\$ (164,851.55)	\$ (82,746.22)
201506	\$ 63,086.15	\$ (287,152.18)	\$ (224,066.03)
201507			\$ -
201508			\$ -
201509			\$ -
201510	\$ 1,823,792.27	\$ (2,357,462.40)	\$ (533,670.13)
 Interest			
201411	\$ (1,902.84)	\$ 416.27	\$ (1,486.57)
201412	\$ (1,683.55)	\$ (41.42)	\$ (1,724.97)
201501	\$ (1,297.17)	\$ (489.45)	\$ (1,786.62)
201502	\$ (1,047.99)	\$ (641.31)	\$ (1,689.30)
201503	\$ (859.33)	\$ (1,672.99)	\$ (2,532.32)
201504	\$ 736.26	\$ (463.72)	\$ 272.54
201505	\$ (605.29)	\$ (1,088.93)	\$ (1,694.22)
201506	\$ (545.30)	\$ (1,278.17)	\$ (1,823.47)
201507			\$ -
201508			\$ -
201509			\$ -
201510	\$ (7,205.21)	\$ (5,259.72)	\$ (12,464.93)
 Deferral Hold Back Transfer to 191015			
			\$ -
<b>Ending Balance</b>	<b>\$ 60,696.05</b>	<b>\$ (2,362,722.12)</b>	<b>\$ (2,302,026.07)</b>

**Balance Sheet Accounts 191015**

Ending Balance October 31, 2014	\$ (328,715.78)		\$ (328,715.78)
 Amortization			
201411	\$ 152,222.09		\$ 152,222.09
201412	\$ 164,901.00		\$ 164,901.00
201501			\$ -
201502	\$ (0.01)		\$ (0.01)
201503			\$ -
201504			\$ -
201505			\$ -
201506			\$ -
201507			\$ -
201508			\$ -
201509			\$ -
201510			\$ -
 Interest			
201411	\$ (210.50)		\$ (210.50)
201412	\$ (78.54)		\$ (78.54)
201501	\$ (9.90)		\$ (9.90)
201502	\$ (9.91)		\$ (9.91)
201503	\$ (9.93)		\$ (9.93)
201504	\$ (9.93)		\$ (9.93)
201505	\$ (9.93)		\$ (9.93)
201506	\$ (9.93)		\$ (9.93)
201507			\$ -
201508			\$ -
201509			\$ -
201510			\$ -
<b>Ending Balance</b>	<b>\$ (11,941.27)</b>	<b>\$ -</b>	<b>\$ (11,941.27)</b>
	<b>\$ 48,754.78</b>	<b>\$ (2,362,722.12)</b>	
<b>Total All Deferral/Amortization Accounts</b>			<b>\$ (2,313,967.34)</b>